

RIVERSIDE COUNTY COMMUNITY CORRECTIONS PARTNERSHIP

VIRTUAL MEETING

This CCP Meeting will be a virtual meeting due to precautions related to the spread of Coronavirus COVID-19.

Any public requests to speak during public comments must first register by completing the form (link below) and submitting at least 24 hours in advance.

<https://countyofriverside.us/ConstituentSpeakingRequest.aspx#gsc.tab=0>

Once registered, further information will be provided.

FEBRUARY 2, 2021, 2:30 P.M.
IMMEDIATELY FOLLOWING THE CCPEC MEETING

AGENDA

1. CALL TO ORDER – RON MILLER, CHIEF PROBATION OFFICER
2. APPROVAL OF MINUTES – Action Item – February 4, 2020
3. SB 678/CCPIA UPDATE:
 - AMBER CROTHERS, SUPERVISING PROBATION OFFICER
 - JESSICA HOLSTIEN, ADMINISTRATIVE SERVICES MANAGER III
4. COMMENTS
5. NEXT MEETING: DATE TBD IN 2022

In accordance with State Law (The Brown Act):

- *The meetings of the CCP are open to the public. The public may address the Committee within the subject matter jurisdiction of this committee.*
- *Disabled persons may request disability-related accommodations in order to address the CCP. Reasonable accommodations can be made to assist disabled persons if requested 24-hours prior to the meeting by contacting Riverside County Probation Department at (951) 955-2830.*
- *The public may review open session materials at www.probation.co.riverside.ca.us under Related Links tab or at Probation Administration, 3960 Orange St., 6th Floor, Riverside, CA.*
- *Items may be called out of order.*

**RIVERSIDE COUNTY
COMMUNITY CORRECTIONS PARTNERSHIP MEETING**

February 4, 2020 – 2:00 p.m.
Downtown Law Building, 3960 Orange Street, 5th Floor, Riverside

MINUTES

PRESENT

Ron Miller, Chief, Probation
Debbie Bock, RCIT Technician, RCIT
Shelly Davis, Division Director, Probation
Crystal DeCoudres, Supervising Probation Officer, Probation
Joe DelGiudice, Chief Investigator, District Attorney
Kiran Gill, Research Specialist II, Probation
Misha Graves, Chief Deputy, Sheriff
Jared Haringsma, Chief Deputy District Attorney, District Attorney
Steve Harmon, Public Defender, Public Defender
Michael Hestrin, District Attorney, District Attorney
Jessica Holstien, Principal Accountant, Probation
Bryce Hulstrom, Chief Deputy Probation Officer, Probation
Isha Jacks, Assistant Division Director, Probation
Deborah Johnson, Assistant Director, RUHS-Behavioral Health
Malia Lolmaugh, Analyst II, Probation
Sarah Mack, Assistant CEO /Director, Executive Office/DPSS
Doug Moreno, Chief Deputy Probation Administrator, Probation
Jeff Van Wagenen, Assistant CEO, Executive Office
Andrew Williams, BH Administrator, RUHS- Behavioral Health
Cherilyn Williams, Principal Management Analyst, EO
Christopher Wright, Chief Deputy Probation Officer, Probation
Joe Zamora, Finance Director, RUHS- Behavioral Health

1. CALL TO ORDER

Ron Miller called the meeting to order at 2:01 p.m.

2. APPROVAL OF MINUTES

Ron Miller asked for a motion to approve the April 2, 2019, meeting minutes. The motion was moved by Ron Miller and seconded by Steve Harmon; Michael Hestrin abstained. Minutes were approved and stand as written.

3. SB 678/CCPIA UPDATE

Shelly Davis provided an overview and update of the Community Supervision Oversight Unit statistics and evidence-based programs funded by the Community Corrections Performance Incentive Act (CCPIA), formerly known as SB 678. CCPIA was designed to ensure evidence-based practices were incorporated into the probation department's operations. The goals were to ultimately reduce the number of probationers sentenced to state prison and reduce recidivism. In 2011, the

Community Corrections Performance Incentive Act essentially replaced SB 678 and added specific performance measures, required data driven decision making, and improved outcomes.

The metric used by the state to gauge probation department's performance is the Probation Failure Rate. The formula has been modified several times since 2011. The most recent Probation Failure Rate/funding formula for 2019 was calculated as the total number of adult felony probationers sentenced to state prison from that county as a percentage of the county's average adult felony population for that year. The formula takes into account revocations resulting in State Prison only, and no longer takes into account PC 1170(h) sentences. Based on the current formula, the 2019 failure rate for Riverside County is 4.32%.

The initial funding of \$2.8M was awarded in 2010 for the two-year grant period ending September 2012. The funds were used to implement new evidence-based programs and funded 15 new positions. To date, CCPIA funds a total of 67 positions. The estimated overall statewide allocation is \$124.66M for FY 2020/21. It is estimated Riverside County's share may be \$6.57M.

Historical Allocations to Riverside County:

- FY 2011/12 was \$8.96M
- FY 2012/13 was \$10.64M
- FY 2013/14 was \$5.78M
- FY 2014/15 was \$3.11M
- FY 2015/16 was \$7.16M
- FY 2016/17 was \$8.53M
- FY 2017/18 was \$6.56M
- FY 2018/19 was \$6.45M
- FY 2019/20 was \$6.39M

In 2019, probation continued to focus on training staff in their respective assignments. A vital component to probation supervision practices has been the incorporation of evidence-based training for staff, specifically supervision officers. Evidence-based training classes provide a foundation for effective supervision, with the goal of successful community integration. Motivational Interviewing (MI) classes emphasize effective communication with clients. These classes teach staff to collaborate with and promote self-change within clients. Correctional Offender Management Profiling for Alternative Sanctions (COMPAS) is a validated risk/needs assessment tool. This class teaches staff how to utilize the assessment tool and software, which in turn helps probation officers to identify client criminogenic needs and to assess the appropriate supervision levels. Courage to Change (C2C) is a form of cognitive-behavioral treatment. Staff are trained to utilize this interactive journaling tool to help offenders re-evaluate their thought processes. These services are offered in groups or on an individual basis. Incentives and Sanctions Matrices are also utilized to motivate client behavior change toward success through the use of client-centered rewards and progressive sanctions to help reduce supervision violations and recidivism.

Incentives and Sanctions Matrices

During Calendar Year 2019:

- 12,270 behaviors received incentive responses.
- 5,885 behaviors received sanction responses.

Case Completions

Total Case Completions for Calendar Year 2019:

- 2,204 Successful
- 1,163 Unsuccessful

4. NEXT MEETING: TBD

The meeting adjourned at 2:17 p.m.

Minutes submitted by Cathy Piech, Secretary II, Riverside County Probation Department

Community Corrections Partnership

Ron Miller II
Chief Probation Officer

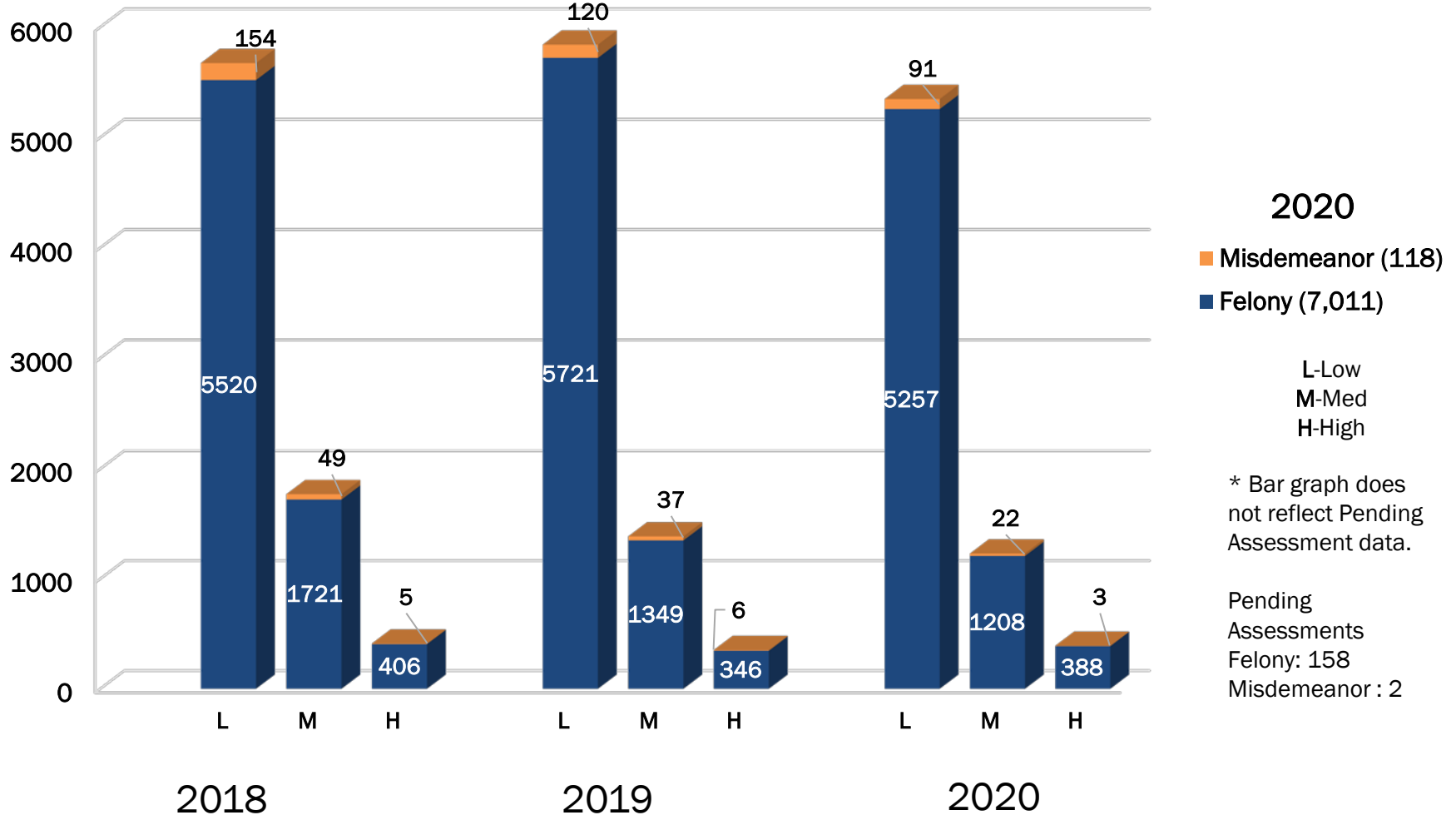


Riverside County Probation Department



CCPIA STATISTICS

Active Probationers as of 12/31/2020



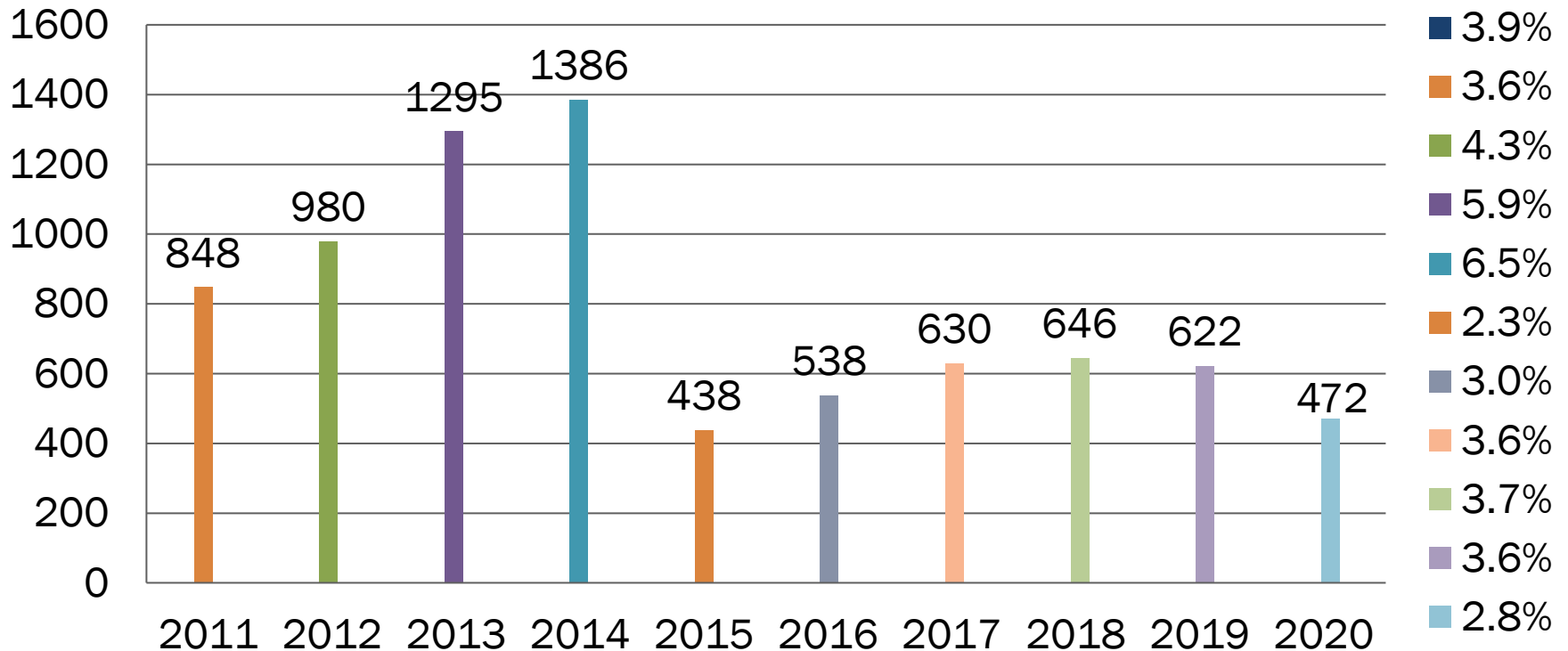
RETURN TO PRISON RATE

$$\text{Return to Prison Rate} = \frac{\text{\# of Felons Sent to State Prison}}{\text{Total Felon Population}}$$

- The metric used to gauge probation department's performance.
- Provides the basis for funding.
- Based on the current formula, the **2020 failure rate for Riverside County is 3.38%**.

ANNUAL COMMITMENTS

Formal Probation Revocations Resulting in State Prison



NOTE: 2010-2011 include State Prison commitments only.
 2012-2014 include both 1170(h) PC and State Prison commitments.
 2015-2019 include State Prison commitments only.

CCPIA FUNDING

<u>Historical Allocation</u>	<u>Statewide Allocation</u> <u>(in millions)</u>	<u>Riverside County Share</u> <u>(in millions)</u>
FY 2011/12	\$88.58	\$10.64
FY 2012/13	\$138.29	\$5.78
FY 2013/14	\$101.04	\$3.11
FY 2014/15	\$124.77	\$7.16
FY 2015/16	\$125.10	\$8.53
FY 2016/17	\$123.31	\$6.56
FY 2017/18	\$114.57	\$6.45
FY 2018/19	\$108.93	\$6.39
FY 2019/20	\$112.76	\$6.39
FY 2020/21	\$112.52	\$6.95

FY 2021/22 Estimated Funding (in millions)

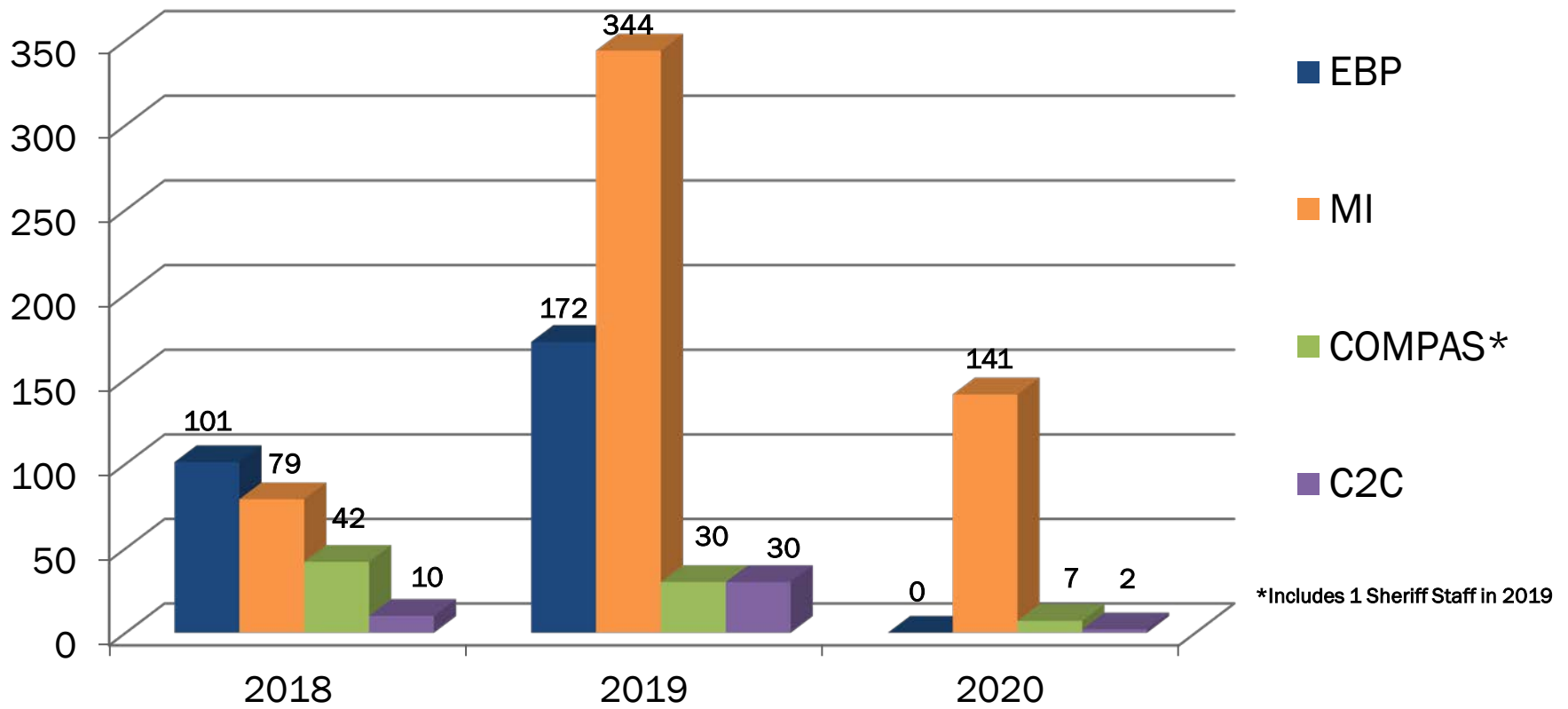
Statewide Allocation \$122.83

Riverside County Share \$6.95

A total of 45 positions are being funded by CCPIA.

EVIDENCE-BASED TRAINING

Evidence-Based Training Completed



PROGRAM REFERRALS

The following encompasses the list of program referrals most often made to those on high and medium risk caseloads:

Whole Person Care*
Substance Use*
Mental Health*
Domestic Violence*
Sex Offender
Child Abuse
Anger Management

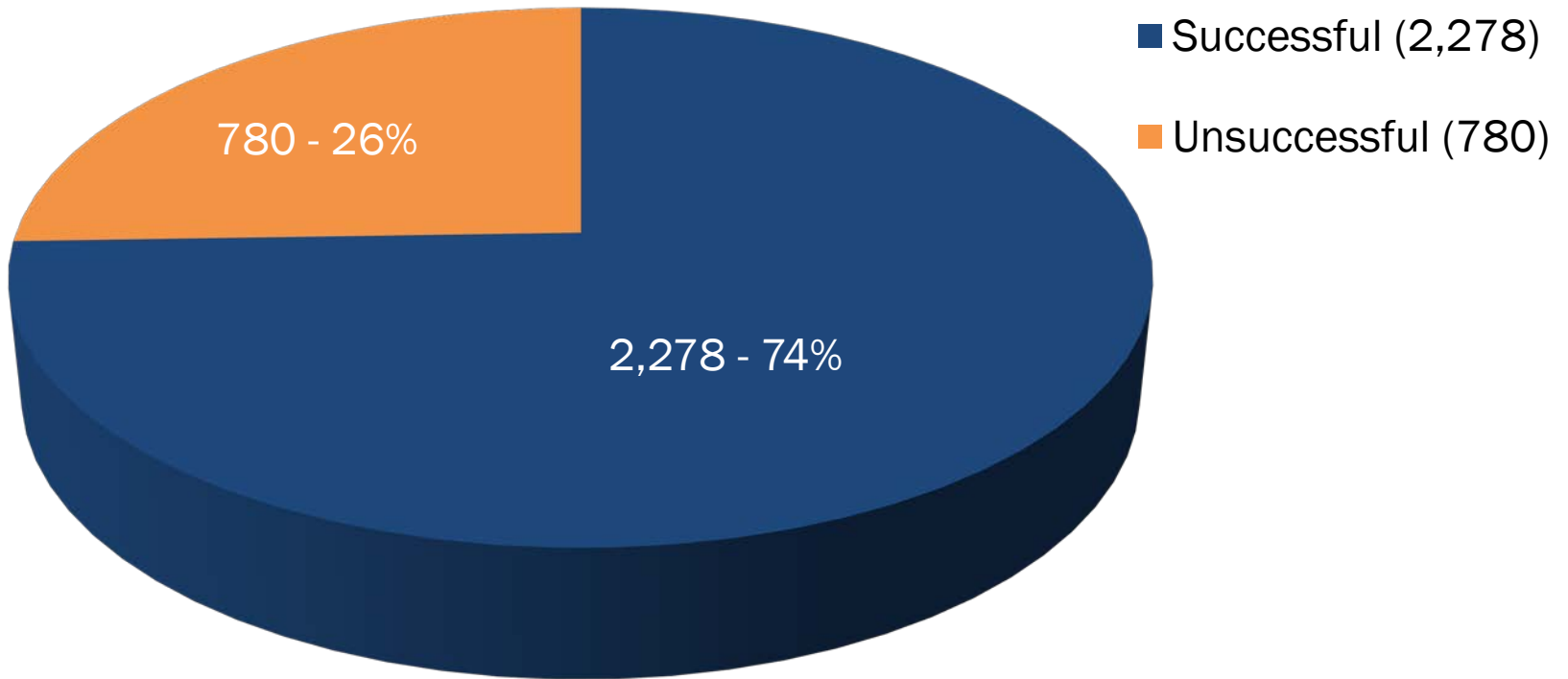
DUI Program
Education & Vocation
Family & General Counseling
Courage to Change (C2C)
Medi-Cal
Cal-Fresh
Employment Prep & Placement

*Top four (4) treatment services utilized based upon criminogenic needs

For 2020, 2,019 service referrals were issued to 1,678 high and medium risk clients; 46.7% of all clients received more than one service referral while on probation supervision.

CCPIA STATISTICS

Total Case Completions for Calendar Year 2020



CONCLUSION

THANK YOU!

QUESTIONS or COMMENTS?

